

# THE RITCHEY MOUNTAIN BIKE

## THE HISTORY



Tom Ritchey's interest in competitive cycling began at the age of 14. His enthusiasm for the sport quickly developed into a racing career. In 1974, at the age of 17, Tom was selected to represent the United States in the Junior World Championships held in Poland. The following year Tom raced with the U.S. National team. Today, Tom is

still an occasional competitor, but leaves the serious racing to his World Championship winning team.

Although it was the thrill of competition attracted Tom to cycling, it was the challenge of framebuilding and component design that captured his imagination. Early in his racing career Tom began improving on existing component designs and building his own racing frames. In fact Tom even raced the Junior World Championships on a bike that he built. Word of Ritchey's frames quickly spread and soon Tom found himself building bikes for many of the nation's top racers.


With the introduction of mountain bikes in the late '70's, Tom faced a new set of design challenges. As one of the original mountain bike pioneers, Tom has done more to shape the modern mountain bike than any other. Some of the original frame and component design ideas introduced by Ritchey include: the Unicrown fork, Bullmoose handlebars, welded tubular steel stems, oversized tubing, ovalized seat tubes at the BB, cartridge sealed bearing BB, first use of QR cassette hubs and single bend ovalized chain stays.

In fact, many of these designs and ideas, first pioneered by Tom in the '70's, are still found on practically every mountain bike today.

## TEAM RITCHEY

### MOUNTAIN BIKE

Tom was also a pioneer on the mountain bike racing circuit



Ritchey Team Rider Henrik Djernis,  
1992 World Champion

where he fielded one of the first powerhouse teams. Featuring riders like, Eric Heiden, Dale Stetina and Joe Murray, Tom has always relied on input of his elite racers to help test and improve his latest designs. Team Ritchey has always recognized and developed riders with raw talent and then helped turn them into champions. More current riders such as Max Jones, Daryl Price and Don Myrah got their start with Team Ritchey.

Throughout the eighties mountain bike racing was primarily a North American sport, but Team Ritchey realized that the nineties would see the racing craze move to an international arena as mountain bikes began to invade Europe. Junior World Cyclo-Cross Champion Thomas Frischknecht (Switzerland), Ruthie Matthes, four time National Cyclo-Cross Champion Clark Natwick and Tim Rutherford made up the powerhouse Ritchey squad of 1990. In 1991 Team Ritchey added Henrik Djernis (Denmark) and Warren Sallenbach (Canada) to the Ritchey roster. The results of Team Ritchey in the nineties are equal to none, winning two World mountain bike Championships, two individual Grundig World Cup titles and taking an additional eight World Championship and 18 National Championship medals. As of this writing Team Ritchey's Thomas Frischknecht is once again leading the '93 Grundig World Cup overall standings.

In addition to Team Ritchey, Ritchey has sponsored numerous other teams and individuals with our P-22 and P-21 framesets and components. Ridden by the likes of Tim Gould, Mike Kloser and Peter Hric, Ritchey framesets are without question, the winningest bikes on the international mountain bike circuit today. Light, tough and rigid frames, without suspension.

### ROAD

Ritchey has also been involved in elite level road racing, sponsoring such notable individuals as Bobby Julich, Steve Larson, Sally Zack and Jan Bolland. Ritchey road components and tires have enjoyed great success on the international road circuit, winning numerous World and National Championships. Currently Ritchey is the sponsor of the Fisons / Ritchey road team of Jan Bolland, Shari Rodgers, Julie Young and Kendra Kneeland, the Saturn Cycling Team, Subaru / Montgomery as well as many individuals riding for the U.S. National team.

### PAINT

The quality of a Ritchey Mountain bike frame doesn't stop when the torch is turned off. Ritchey has chosen to finish every one of his models in Dupont Imron, the standard by which all other paint is compared. Though it is difficult to apply, it's well worth the extra effort. It has been called "the wet look that lasts." Its polyurethane coating gives it a high luster which is one of the most fade-resistant finishes made.

Whether you choose a standard color or one of many custom options, your Ritchey mountain bike will look great for years to come.

### TUBING

The heart of every bicycle is the frameset. And when it comes to tubing, you need to begin with the best materials. Ritchey designed Logic Tubing goes that extra step to insure a lightweight frame's integrity.

Most bicycle manufacturers are satisfied with tubing companies standard tubsets. While it may be convenient, these tubes are often over or under-designed for their application. A poorly balanced bike often results when attempting to make the lightweight frame.

Ritchey Logic Tubing uses a unique and innovative approach to tubing design. Designing with a frame builder's perspective and experience while using Tange's world-famous quality materials and manufacturing, Ritchey's Logic design brings together a

comprehensive analysis of butting, tapers, and diameters, to end up with the most sophisticated and revolutionary tube set ever made.

### RITCHEY QUALITY

Quality and reputation are areas jealously guarded by Tom. For this fact, Tom Ritchey is personally involved with the construction of every bicycle that bears his name. When you buy a fillet-braced Ritchey Mountain Bike, you'll ride a personal Ritchey creation. Every perfectly brazed fillet, every braze-on fitting, and every drop-out has been hand-brazed by Tom Ritchey himself. Even before a Ritchey decal is applied to a TIG-welded Ultra, Comp-23, P-22, or Road Logic they receive personnel hands-on alignment and braze-ons by Tom himself.



1992 World Cup Champions Ruthie Matthes and  
Thomas Frischknecht-Team Ritchey

Twenty one years of frame building have enabled Tom to achieve a level of workmanship and efficiency that is hard to duplicate. By choosing a Ritchey Mountain Bike, you join ranks with thousands of satisfied customers; people who recognize the finest in quality when they see it. Bicycle industry leaders, celebrities, and professional racers worldwide have chosen a Ritchey as their mountain or road bike of choice.

### GUARANTEE

Every Ritchey frameset is guaranteed to be free from manufacturing defects in workmanship for the life of the original owner. Due to the inherently dangerous nature of off-road riding, a frame, fork, or component may bend or break because of extreme riding conditions and not because of any defect in the workmanship or product design.

Riders choosing the super light P-22, P-21 Team, and P-21 Team WCS models should do so with care, taking into consideration their own expertise and knowledge of bicycles.

A full statement of the warranty applicable to Ritchey frame sets, which is granted only to the original purchaser, is available upon request.





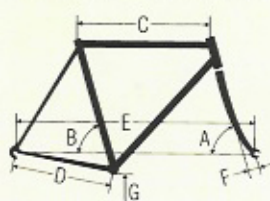
# THE RITCHEY MOUNTAIN BIKE

## TIG Welded

- ◆ Super-clean TIG welding and fillet construction
- ◆ World Championship winning geometry and frame design
- ◆ Quality low temperature silver-brazed fittings
- ◆ Logic "Expert," "Comp," and "WCS" tubing
- ◆ Lightweight Logic forged rear dropouts
- ◆ Reinforced seat collar-binder
- ◆ Ovalized-bulge flared Logic seat tube

## ULTRA

Wherever you make tracks, the Ultra is a great bike. Its classic white and black looks stand out in any crowd. Ritchey designed this tough high-performance bike for durability, but at the same time kept it at a light 24.5 lbs. TIG-welded and then hand finished by Tom Ritchey, the Ultra frame features the new Logic Expert CrMo tubing throughout the frame. The Ultra blends all the latest Ritchey components with the Shimano XT-II derailleur and top-mount shifter set.



Frame Size	A	B	C	D	E	F	G
center to top	KT	ST	TT	CT	value	value	KT
14	70	75	20.5	16.9	48.2	1.8	11.4
15	70	74	20.8	16.9	48.5	1.8	11.4
16	70.5	72.5	21	16.9	48.7	1.8	11.4
17	70.5	72.5	21.5	16.9	47.2	1.8	11.4
18.5	70.5	72.5	22	16.9	47.7	1.8	11.5
20	70.5	72.5	22.5	16.9	47.2	1.8	11.5
21.5	70.5	72.5	23	16.9	47.7	1.8	11.5

## COMP - 23

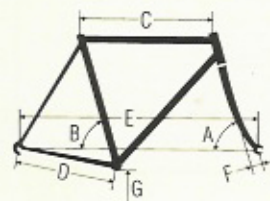
The Comp-23 is a remarkably light and tough competition bike. The Comp-23 takes advantage of years of Ritchey component development and an entirely new selection of Logic tubing designs. By using all the latest lightweight components on the Comp-23, Tom was able to toughen up the frame tubing specs without impacting the overall bike weight of the original P-23.

## P - 22

The P-22 is confidence-inspiring from the moment you first ride it because you're riding the future of mountain biking today! Flawlessly TIG-welded and hand finished by Tom Ritchey, the P-22 frame uses the latest and lightest WCS Logic Prestige tubing. Using race-proven Ritchey and Shimano components, the P-22 is a 22 lb. functional race bike.

## P-21 - New for '93

In 1992 Team Ritchey rode prototypes of this bike to a World Championship and two Grundig World Cup Overall titles. At 21 pounds this is the dominant bike in international mountain bike racing and the P-21 is the lightest, most successful production bike made. Outfitted with all of Ritchey's latest W.C.S. componentry and complimented by other hand selected lightweight bits. Previously available only to Ritchey Team members, this bike is now offered for sale in limited quantities.



Frame Size	A	B	C	D	E	F	G
center to top	KT	ST	TT	CT	value	value	KT
14	70.5	75	20.8	16.8	48.3	1.8	11.3
15	70.5	75	21	16.8	48.5	1.8	11.3
16	71	74	21.3	16.8	48.7	1.8	11.3
17	71	74	21.6	16.8	47.7	1.8	11.3
18	71	74	22	16.8	47.2	1.8	11.3
19	71	74	22.3	16.9	47.6	1.8	11.4
20	71	74	22.7	16.9	47.2	1.8	11.4
21	71	74	23	16.9	47.3	1.8	11.4
22	71	74	23.3	16.9	47.6	1.8	11.4
23	71	74	23.6	16.9	47.9	1.8	11.4



		PARTS	ULTRA	COMP-23	P-22	P-21 W.C.S.
FRAME	Standard Color	White or Black	Team Red	Team Red	Red-white-blue Team fade	
	Tubing	Logic Expert CroMo	Logic Comp Prestige	WCS Logic Prestige		
	Fork	Quad butted Logic CroMo				Quad butted Logic Prestige
	Braze-ons	Slotted cable guides, 2 bottles, front and rear dropout eyelets	All standard fittings, slotted cable guides, 2 bottles			
	Seat Binder	QR type	Integral 5 Ø allen bolt			
RITCHY COMPONENTS	Headset	Logic	Logic Comp			Logic W.C.S.
	Stem	Force Directional black	Force Comp satin			Force Comp satin w/ special lightweight bolt
	Bar	Force Directional black	ForceLife	ProLite	ProLite W.C.S.	
	Grips	True Grips II				True Grips W.C.S.
	Seatpost	FD 330 black	FD 330 silver	FD Comp 330 silver	FD Pro W.C.S. Titanium bolt 330mm	
	Saddle	Logic Black	Logic Black	Logic Comp	Logic Pro W.C.S. Titanium	
	Brakes	Logic black	Logic silver			
	Brake Levers	Logic black	Logic silver			
	Bottom Bracket	Logic Comp			Logic Pro	Logic Pro W.C.S.
	Crank	Logic 24-36-46 black	Logic 26-38-48 silver			
WHEELS	Tires	Z-Max 2.1 Blackwall	Z-Max WCS 2.1			Z-Max WCS 1.9
	Tubes	160 gram butyl Presta				
	Rims	V-Expert 32"/32" duranomic	V-Comp 32"/32" silver			V-Pro W.C.S. 28 /32" duranomic
	Hubs	Shimano DX	Shimano XT (rear), Ultegra (ft.)			
	Spokes	14g rear/ 15g ft.	14g butted rear/15g butted ft.			14g butted rear/15g butted ft. alloy nipples
DRIVETRAIN	Derailleurs	Shimano XT SS				
	Shifters (top mount)	Shimano XT II 7 sp				
	Chain	Shimano UG-90				
	Hub Skewers	Standard Shimano				Lightning Rods™ W.C.S. Titanium
	Cassette Cogs	Shimano XT Hyperglide 12-28				Hyperglide 12-14-16-18 Hugi alloy 21-24-28
	Pedals	Shimano DX	Shimano XT or SPD M-525			New Look Clipless

Weights are based on smaller sizes. Actual weights will increase with larger bikes.



# THE RITCHEY MOUNTAIN BIKE

## Fillet Brazed

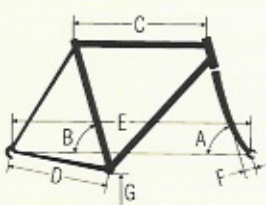
- ◆ World and National Championship winning design
- ◆ Limited edition personally fillet brazed by TR
- ◆ Latest "WCS" and "Comp" Logic Prestige tubing
- ◆ Low stress, low temperature bronze and silver brazing
- ◆ Elegant hand-finished joints
- ◆ New lightweight Logic forged rear dropouts

### P-22 TEAM

The P-22 Team is hand fillet brazed by Tom Ritchey using the newest WCS Logic Prestige tubing throughout in combination with Ritchey's latest component technology. The result is an incredibly light and responsive race bike usually found only in pro team use.

### P-21 TEAM "WCS"

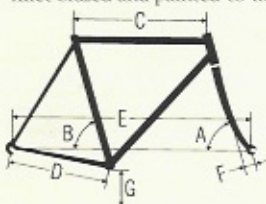
Ritchey's top of the line race bike, winner of two World Championships and numerous National and World Cup events. This limited edition light-weight, handbuilt project bike uses the latest Ritchey Logic W.C.S. frame materials and components. At 21 lbs., you'll be amazed by this functional race bike, and now nimbly you'll negotiate the roughest switchbacks and power up the steepest fire roads.



Frame Size	A	B	C	D	E	F	G
center to top	HT	ST	TT	CS	chain	radius	R.R.
15	70.5	75	21	16.8	40.6	1.8	11.3
16	71	74	21.4	16.8	40.9	1.8	11.3
17	71.5	74	21.8	16.8	41.2	1.8	11.3
18	71.5	74	22.2	16.8	41.6	1.8	11.3
19	71.5	74	22.5	16.8	41.9	1.8	11.3
20	71.5	74	22.8	16.9	42.2	1.8	11.4
21	71.5	74	23.1	16.9	42.5	1.8	11.4
22	71.5	74	23.4	16.9	42.8	1.8	11.4
23	71.5	74	23.7	16.9	43.1	1.8	11.4

### EVEREST

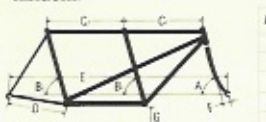
The Ritchey Everest is a limited edition, exquisitely finished luxury mountain bike. If Rolls Royce were to build a mountain bike, this would be it! It is Tom's ultimate handmade creation, a true one-in-a-million dream bike intended for the cyclist who has everything. Component equipment is all first-rate Ritchey and Shimano, with a special edition fillet brazed and painted-to-match Force Comp stem.



Frame Size	A	B	C	D	E	F	G
center to top	HT	ST	TT	CS	chain	radius	R.R.
16	70	73.5	21	16.8	41	1.8	11.2
17	70	73.5	21.4	16.8	41.4	1.8	11.2
18	70.5	73.5	21.8	16.8	41.6	1.8	11.2
19	70.5	73.5	22.2	16.9	42	1.8	11.2
20	70.5	73.5	22.5	16.9	42.3	1.8	11.5
21	70.5	73.5	22.8	16.9	42.6	1.8	11.5
22	70.5	73.5	23.1	16.9	42.9	1.8	11.5

### SKYLINER

Back in 1980 when everyone said "no way," Tom said "why not?" The result became the beautiful Skyliner tandem. Meticulous craftsmanship and impeccable finishing make the Skyliner a very special tandem. While the Skyliner is designed as the ultimate off-road tandem, its equally well-suited for serious road riding. Ritchey built over 100 custom road racing tandems before he designed and built the first Skyliner tandem. In fact, BICYCLING magazine called it "a bomb-proof tandem that's stiffer and just as light as a more fragile skinny-tire tandem."



Frame Size	A	B1	B2	C1	C2	D	E	F	G
center to top	HT	ST	ST	TT	TT	CS	chain	radius	R.R.
20x19	71.5	73	73	22.6	26	17	68	2	11.5
21x19	71.5	73	73	22.6	26	17	68	2	11.5
22x19	71.5	73	73	22.6	26	17	68	2	11.5
23x19	71.5	73	73	22.6	26	17	68	2	11.5



PARTS	P-22 TEAM	P-21 TEAM W.C.S.	EVEREST	SKYLINER TANDEM
<b>FRAME</b>	Standard Color	Red-white-blue Team lade	Custom	Custom
Tubing	W.C.S. Logic Prestige	Logic Comp Prestige	Ritchey Special Tandem O.S.	Ritchey Special Tandem O.S.
Fork	Quad butted Logic W.C.S. Prestige	Quad butted Logic Comp Prestige	O.S. Logic Fillet brazed	O.S. Logic Fillet brazed
Braze-ons	All standard fittings, sloated cable guides, 2 bottles		Front and rear racks	Front and rear racks
Seat Binder	Integral 5 Ø allen bolt	QR.	Front bolt, rear Q.R.	Front bolt, rear Q.R.
<b>RITCHIEY COMPONENTS</b>				
Headset	Logic Comp	Logic W.C.S.	Logic Comp	O.S. Logic
Stem	Force Comp satin	Force Comp satin with special lightweight bolt	Fillet brazed Force Comp	Force Directional black chrome
Bar	ProLife	ProLife W.C.S.	ProLife	Force Directional black
Grips	True Grips II	True Grips W.C.S.	True Grips	True Grips
Seatpost	FD Comp 330 silver	FD Pro W.C.S. Titanium bolt silver	FD Comp 330 silver	FD black
Saddle	Logic Comp	Logic Pro W.C.S. Titanium	Logic Comp	Logic Black
Brakes	Logic silver	Logic silver	Logic silver	Logic silver
Brake Levers	Logic silver	Logic silver	Logic silver	Logic silver
Bottom Bracket	Logic Pro	Logic Pro W.C.S.	Logic Pro	Logic Comp
Crank	Logic 26-36-46 silver	Logic 26-36-46 silver	Logic 26-36-46 silver	Tandem Logic 26-36-46 / 38-38
<b>WHEELS</b>				
Tires	Z-Max WCS 2.1	Z-Max WCS 1.9	Z-Max WCS 2.1	Mod - Quad 2.0
Tubes	160 gram butyl Presta	160 gram butyl Presta	160 gram butyl Presta	160 gram butyl Presta
Rims	V-Pro W.C.S. 32 / 32 duralumin	V-Pro W.C.S. 28 / 32 duralumin	V-Expert 32 / 32 duralumin	V-Expert 36 / 36 duralumin
Hubs	Shimano XT (rear), Ultegra (fr.)	Shimano XT (rear), Ultegra (fr.)	Shimano XT	Shimano XT
Spokes	Logic 15 ga. butted	Logic 15 ga. butted w/ alloy nipples	Logic 14 ga. butted	DT 14 ga.
<b>DRIVETRAIN</b>				
Derailleurs	Shimano XT SS	Shimano XT SS	Shimano XT SS	Shimano XT SS
Shifters (top mount)	Shimano XT II 7 sp	Shimano XT II 7 sp	Shimano XT II 7 sp	Shimano XT II 7 sp
Chain	Shimano UG-90	Shimano UG-90	Shimano UG-90	Shimano UG-90
Hub Skewers	Standard Shimano	Lightning Rods™ W.C.S. Titanium	Standard Shimano	Standard Shimano
Cassette Cogs	Shimano XT Hyperglide 12-28	Hyperglide 12 - 14 - 16 - 18 Hugi alloy 21 - 24 - 28	Shimano XT Hyperglide 12-28	Shimano XT Hyperglide 12-28
Pedals	New Look Clipless	New Look Clipless	New Look Clipless	Shimano DX

Weights are based on smaller sizes. Actual weights will increase with larger bikes.



# THE RITCHEY ROAD BIKE

Fillet Brazed & TIG welded


- ◆ Choice of the US National Road Team Riders for the 1991 & 1992 seasons
- ◆ New Logic Road OS Prestige tubing
- ◆ Super-clean investment cast uncrown fork
- ◆ New Logic Road vertical dropouts

## ROAD CLASSIC

The long-awaited return of the Ritchey name to road bikes has arrived. Only a few of today's riders have been around long enough to remember the successful Ritchey road frames that brought Tom Ritchey notoriety as a frame builder in the '70s. Available now, in a very limited edition, is the fabulous fillet brazed Road Classic frame. Tom will only have time to build 50 this year. Using the new Logic Road OS Prestige tubing, this race frame is extremely strong and light. In fact, these bikes have been successfully ridden by US National Road Team members for the last three years. The Road Classic's performance can be matched only by its beauty. Ritchey hand fillet brazes every frame in the finest tradition of the great road frame builders.

## ROAD LOGIC

Members of the Ritchey, Spago and Shaklee road teams have ridden the Road Logic to two National Championships and a top 5 finish in the Tour DuPont. The Ritchey Road Logic uses TIG welded and fillet brazed construction with the same geometry and tubing as the coveted Road Classic. The quality of each Road Logic frame is still insured by Tom's hands-on finishing, alignment, and braze-ons. Experience the competitive edge of the Ritchey Road Logic frameset.



Team Ritchey



Jim Bolland, 1992, World Team Time Trial Champion on her Classic Road Bike- Team Fisum/Ritchey

	PARTS	ROAD CLASSIC	ROAD LOGIC
		Custom	Team Red
FRAME	Std. Color	Custom	Team Red
	Tubing	New Logic Road OS Prestige	
	Fork	24MM oval Prestige with investment cast uncrown	
	Braze-ons	Standard braze-ons, 2 water bottles	
	Seat Binder	Integral 5 O allen bolt	
COMPONENTS	Headset	Logic W.C.S.	Logic Comp
	Stem	Force Comp Road	Force Directional Road
	Seatpost	FD Pro W.C.S. w/ Titanium bolt 220mm	FD Comp 220mm
	Saddle	Logic W.C.S. Titanium bolt	Logic ProLite tubular "531" heat treated CroMo
	Tires	Road Force K 20c, 24c, 28c	Road Force 20c, 24c, 28c
	Rims	Vantage Pro Road 28", 32", 36"	Vantage Comp Road 28", 32", 36"
	Skewers	Lightning Rods™ Titanium	Lightning Rods™ Stainless
	Cranks	New Logic Road Forged 170, 172.5, 175, 177.5, 180 42-52 34-44 or 46-54 rings	
	Spokes	14 / 17g. Logic butted with alloy nipples	
	Handlebars	New 7075 T-6 Butted, 26.0 O.D. 38, 40, 42 and 44cm widths. Available in most popular bends	

AUTHORIZED DEALER

RITCHEY EUROPE  
Via Spluga 76  
Nuova Olonio  
23020 Dubino, SO ITALY  
Phone: 39-342-68-7391  
Fax: 39-342-68-7460

WORLD HEADQUARTERS  
RITCHEY DESIGN  
1326 Hancock Street  
Redwood City, CA 94061  
Phone: (415) 368-4018  
Fax: (415) 368-0840

**RITCHEY** LIGHT. YEARS AHEAD.