



**RITCHEY** BICYCLES

*By Tom*





# EVOLUTION OF A BICYCLE BUILDER

TOM RITCHEY



A lot of frame builders put their names on their bikes. But how many of them do you think actually work on the bikes anymore? Very few. Tom personally works on every bike with a Ritchey logo on it. An amazing fact. Does Tom have to do this? No. He does it because he loves working on the bikes and wouldn't settle for anything less. In fact, he has been building frames since he was a junior road racer at age sixteen. As a pioneer of mountain biking, Tom's deeply rooted passion for racing and love of bicycles has always driven his innovations.

While the industry moved away from steel as a material and into aluminum and thermoplastics, Tom perfected steel and made bikes out of it that were lighter and stronger than anyone thought possible. Legendary racers flocked to his fold, seeking his vast product knowledge and commitment to racing.

Names like Murray, Myrah, Matthes, Frischknecht, and Djernis. One Olympic Silver Medal, Five World Championships, Four World Cup Titles, and too many national and international victories on the dirt to list here. Tom is still building some of the finest mountain and road bikes available in the world today. And his racing team continues to be one of the most successful in the history of mountain biking.

What separates a Ritchey bicycle from any other hand-crafted bicycle? The ride. Dialed in to perfection through years of R&D, sweating the details and real world testing (i.e. Tom thrashing himself daily on his own creations). Tom has consistently produced bikes that are extremely quick and responsive as well as stable and forgiving. Seemingly opposite traits, but ones you will appreciate from your first pedal stroke on a sweet single track trail or your fifth hour in the saddle. And while the rest of the pack is complaining how uncomfortable they are on their super stiff one-piece carbon fiber bicycles, you'll be smiling through your mud-encrusted teeth.

In the pages that follow you will see the fruits of Tom's labor of love and the results of years of Team Ritchey input. The commitment to performance shows in every bike that carries the Ritchey name. Find the one that fits the way you ride and get ready to feel what Tom and the rest of the team have felt for years. The closest thing to perfection on two wheels.



## THE RIDE STUFF

STEEL

A bike is only as good as the sum of its parts. And at the heart of any bike is its frame. Tom Ritchey has been designing parts and building frames for over 24 years. Fine bike builders the world over select Ritchey tubing and dropouts in their quest to build the best possible bicycles. This is one the greatest endorsements of both Tom's reputation as a designer as well as the quality of his components.

Ritchey uses steel in all his bikes for some very good reasons. Square inch for square inch, steel is stronger for its compactness than both aluminum and carbon fiber. As a result, steel frames achieve the required strength while providing the clearance necessary for serious off-road conditions. No need to engineer strength into the tubes—it's already there.



Steel is easily repairable if it does get damaged, dampens shock nearly twice as well as titanium and three times better than aluminum and offers a ride like no other material. The tubing used by Ritchey is of his own design and has been proven year after year in the competitive venues of the World Cup as well as on thousands of bicycles used for more earthly purposes.

The magic of Ritchey tubing is in the tapering of the butted tube sections. The WCS version used on the P-20 and P-21 is the lightest of the Ritchey tubing with extremely long transitions that effectively absorb and diffuse the stress of impacts throughout the whole tube, rather than concentrating it at the high stress areas. The WCS, Pro and Comp tubing have all been optimized to provide the best stiffness, resiliency and strength to weight ratio for their intended purposes.

Other details of note are the Ritchey compact socket dropouts which offer even more efficient power transfer than their already strong cold forged brethren. The Road Logic fork is a true thing of beauty with its investment cast fork crown, cold forged dropouts and tapered blades. Lightweight seat collars and bottom bracket shells round out these critical junctures where tubes meet. Both are refined to offer the best balance of strength, rigidity and weight. These are all things you might not think about when test riding a Ritchey, you'll just think it rides great and be loving it. That's all right with Tom, he loves sweating the details so you don't have to.



## TEAM TORTURED



You may not have any interest in diving headfirst into the psychotic world of competitive mountain bike racing. Even on the local amateur level it will put your body through more pain and suffering than you thought humanly possible; it will also beat your bike to a pulp. Parts that came highly regarded for their durability and "performance" will suffer; and those that were "designed" more for their marketability than function will be crushed.

Team Ritchey rider Thomas Frischknecht has been developing and testing bikes and products in conjunction with Tom Ritchey for over five years. A Silver Medal in the 1996 Olympic Games in Atlanta, Three World Cup Championship Titles and more victories than one can count, speak volumes about Thomas' hard work and indomitable spirit.

Thomas isn't the only Team Ritchey rider putting it all on the line in pursuit of crossing the finish line first—arms raised in victory. Team Ritchey is backed by Shari Kain, Costa Rican Wunderkind Andrés Brenes, Canadian Warren Sallenbach, Perennial Tough Guy Tim Rutherford of Boulder, Colorado, Ultra Distance Madman John Stamstad and Downhiller Leslie Osmundsen. Racing is their passion and performance their obsession.

While we are incredibly proud of Thomas', Shari's and the rest of Team Ritchey's efforts, we're also more than a little proud of the fact that not only have our products brought them all great success—they've survived in the world's most torturous test track. Imagine how well they'll perform in your own backyard.



LEFT TO RIGHT

WARREN SALLENBACH  
TOM RITCHEY  
TIM RUTHERFORD  
PETI FONTANA  
TEAM MECHANIC  
URS GERIG  
SOIGNEUR  
ANDREAS AESCHLIMANN  
EUROPEAN TEAM MANAGER

LESLIE OSMUNDSEN  
SHARI KAIN  
ANDRÉS BRENES  
THOMAS FRISCHKNECHT  
JERRY DAVIS  
U.S. TEAM MANAGER  
JOHN STAMSTAD  
(NOT PICTURED)

# Soft Tail

Complete Bike equipped with:

WCS Group  
WCS Wheelset  
Judy SL



The only full suspension mountain bike to win a Grundig World Cup race. No complex linkage systems. None of the weight and energy robbing penalties inherent with most dual suspension systems. A simple and very effective design incorporating the forgiving nature of Logic steel tubing and a piston spring dampener at the seat stay and seat tube juncture. What this all adds up to is very simple: a serious, take you to the limits and then ask you, "is that all you've got?" kind of ride.

The SoftTail is designed to provide all the

legendary traits of a "rigid" Ritchey mountain bike including heat treated Logic WCS tubing, TIG welded and fillet brazed construction, socket dropouts and two sets of bottle braze-ons, with the added benefit of an inch of rear travel to take the edge off the roughest of bomber descents. It combines the best of both worlds. It is perfect for long and rough courses where back strain can come in to play, without losing any sprinting and climbing prowess due to over engineered rear suspension.

Built to last. Built to be a blast.

THE HEART OF THE SOFTTAIL. DESIGNED TO UTILIZE THE LIGHT AND FORGIVING NATURE OF LOGIC STEEL COUPLED WITH A PISTON SPRING DAMPENER TO PROVIDE COMFORT AND PERFORMANCE.



NOTICE THE LACK OF PIVOT POINTS. BEAUTIFULLY EXECUTED, LIGHTWEIGHT, HASSLE-FREE SUSPENSION. NO COMPLEX LINKAGE TO ADD WEIGHT, ROB POWER AND RISK MECHANICAL FAILURE.



# Project 20

Born on the World Cup Circuit. It is the exact same frame race proven by Team Ritchey all over the world. Well, the exact same frame without the 10,000 or so miles, mud, sweat and blood each rider puts into their own Team bike each year. The Project 20 features a TIG welded, Fillet brazed Logic WCS tubeset custom made to Tom's specifications. The WCS tubeset has shorter butting sections to create one of the lightest steel bikes in production today. Built with Ritchey WCS components and available with a Rock Shox Judy SL fork, it weighs less than 21 pounds without any shortcuts or disposable lightweight parts.

However, you don't have to be a World Cup racer, or even a mid-pack sport rider for that matter, to enjoy the Project 20. It is a thoroughbred racing machine that rewards skill but won't punish you for pilot error. It's lightweight and lively frame produces an amazingly swift climber as well as superb handler over the rough stuff.

Complete Bike equipped with:  
WCS Group  
WCS Wheelset  
Rock Shox Judy SL



INVESTMENT CAST RITCHEY LOGIC COMPACT SOCKET  
DROPOUTS ARE BOTH SUPER LIGHT AND STRONG.



ANDRÉS BRENES

*Ridden to Olympic Silver by Thomas Frischknecht.  
Ridden to 1st at Iditabike, Alaska by John Stamstad*



# P-21



The "P" stands for Project. It began as a total concept of optimizing the frame, fork and components to produce a mountain bike that was light or lighter than any other available, as well being as durable or more durable than its heavier competition. It proved time and again both in racing and recreational riding that steel is not, and will not, be overshadowed by any other material. When it comes to creating a ride that is both classic and modern, steel is the only choice. Day in and day out you can't beat steel for its ride quality, its liveliness and its durability. The Ritchey P-21 features the same frame that

has torn up the World Cup circuit for the last three seasons in a row. It has the same awe inspiring handling traits and superior ride quality that have become synonymous with the P-Series with the addition of a front suspension adjusted-geometry. It is strong enough to handle the rigors of the most demanding back country tour, yet light and nimble enough to excel on the most technical of descents with ease. The Logic WCS tubeset offers just the right combination of suppleness and rigidity, resulting in a very quick and responsive ride.



THE PRECISION MACHINED LIGHTWEIGHT SEAT COLLAR IS BOTH ELEGANT AND DURABLE. ALSO WORTH NOTING ARE THE BEAUTIFULLY FILLET-BRAZED SEAT STAYS ON ALL RITCHEY TIG FRAMES



Complete Bike equipped with:  
Expert Group  
Comp Wheelset  
Rock Shox Judy XC





SHARI KAIN

## Comp



The Comp was made with one thing in mind; getting you from point A to point B with the least amount of effort and the maximum amount of smiles per mile. Frame details like cold forged Logic dropouts, a lightweight seat collar and beautiful finishing work combine to make a gorgeous frame with the heart of a champion. This all adds up to a bike that seems to disappear beneath you. It climbs like a Sherpa guide and shines whether you're on a bomber fire road downhill run or negotiating slow speed technical singletrack.

Every inch of the Comp is thought through, from it's performance oriented

Logic components and Judy XC suspension fork to it's three color choices. The Comp's heritage lies as a former Project bike the P-23. It is a refined weapon in the war against cookie cutter aluminum and carbon bikes. Riding the Comp will remind you of why you first started riding. It's Logic heat treated Prestige steel frame, the soul of the Comp, will surprise you every time you ride it in how responsive and sure handling it is. Put the pedal to the metal and hammer yourself into the ground or just cruise along your favorite ridge top trail at your own pace. Like a good friend the Comp's happy just to be along for the ride.

Complete Bike equipped with:

Expert Group

Sport Wheelset

Rock Shox Judy XC

Colors: Sovereign Blue, Dark Metallic Green, Team Red

THE RITCHY DESIGNED FORK CROWN IS MUCH PRETTIER THAN A UNICROWN AND OFFERS LOTS OF MUD CLEARANCE. IT ALSO ADDS A STYLISH FLAIR AND ACCEPTS TIRES UP TO 40MM.



## Swiss Cross

Cyclo-Cross. The word conjures up images of mud encrusted Visigoths, bikes shouldered, storming up some near vertical hillside as if it were a Sunday walk in the park. Europeans have worshipped the sport with only slightly less rabid enthusiasm than they reserve for football (i.e. Soccer). It's no coincidence that the World's top mountain bike racers use 'Cross each winter as a way to improve their strength and bike handling skills.

With 'Cross moving into the spotlight, numerous bike builders have jumped onto the bandwagon with their own "Cross" bike. Most of these builders have very little experience with the needs of even the enthusiast level 'Crosser. The Ritchey Swiss 'Cross has been raced in National Championships, Super Prestige races

and the World Championships by Team Ritchey's Thomas Frischknecht and Shari Kain over the last two seasons with great success.

As the Swiss 'Cross was developed for the highest level of competition you can rest easy knowing you won't be getting a racier version of some other builder's touring bike. The secret to the Swiss 'Cross' magical ride is in the Tom and Thomas tuned racing geometry realized with heat treated Logic WCS tubing. It offers a quick and responsive ride, precise handling for negotiating twisty singletrack descents and light weight for easy shouldering while running. It is available as a limited edition TIG-welded, fillet brazed frame and fork in Red and White fade.

Available as frameset only







# Road Logic



INVESTMENT CAST RITCHEY LOGIC COMPACT SOCKET DROPOUTS PROVIDE EXCELLENT POWER TRANSFER AT A 1/3 OF THE WEIGHT COMPARED TO TRADITIONAL DROPOUTS.



THE RITCHEY LOGIC ROAD FORK WITH INVESTMENT CAST INTERNAL CROWN DELIVERS INCREDIBLE HANDLING PERFORMANCE AND A VERY NICE RIDE OVER BUMPS; IT ALSO ACCEPTS TIRES UP TO 30MM.

This is where it all started. 24 years ago Tom began building road frames as a Junior road racer at the age of 16, and the rest, as they say is history. Hundreds of frames later Tom's love for the road bike hasn't faded one bit. The Road Logic is the culmination of his years of experience on and off the bike. It is created with painstaking detail and is one of the finest road frames available. If you are looking for a complete race ready road machine right out of the box with the heritage of Ritchey, this is the bike for you.

Complete Bike sold with Road Logic Group

One ride on the Road Logic and you will become a believer. Built with a Ritchey Road Logic heat treated steel frame stiff enough to hold a line through the twistiest of mountain switchbacks, but supple enough to not leave you feeling beat up after a long day in the saddle—it begs to be ridden. It is designed to give you miles upon miles of confidence inspiring performance. The Road Logic is a no-nonsense road machine that disappears beneath you. It is responsive yet stable, light yet durable. Like all of life's simple beauties it is a contradiction in terms.

## Road Classic

A bike built by one of cycling's legends. The end to bike envy. If owning the best steel road frame available is your desire, you need look no further. The Road Classic is painstakingly hand-built by Tom in very limited quantities. Inspired at an early age by the great Italian bike builders, Tom has created his own tradition of craftsmanship.

It is fillet-brazed to perfection with Tom's years of experience. By flowing molten brass around the tubing junctures with unmatched artistry, Tom's fillet-brazing may produce the

strongest of all frame joints possible. The ride that results from Tom's impeccable brazing and thoughtful tubing selection is nothing short of magical. The Ritchey Road Logic WCS heat treated tubing and Logic Road fork deliver phenomenal handling characteristics, spirited sprinting and climbing ability and end any doubts about the superiority of steel as a material when put in the hands of a master-builder like Tom.



## WCS GROUP

Parts	Description	Color
Front Derailleur	Shimano XTR 1 1/8 Clamp Bottom Pull	Silver
Rear Derailleur	Shimano XT	Silver
Shifters	Grip Shift 8 Speed X-Ray	Black
Brake Levers	Avid	Satin
Brakes	Avid with Ritchey Pads	Satin
Chain	Sachs	Silver
Bar Ends	Ritchey Logic Pro WCS Medium	Silver
Handlebar	Ritchey Pro WCS	WCS Satin
Handlebar Grips	Ritchey True Grip G.S. or WCS	Black
Crankset	Ritchey Logic Mountain 24, 36, 46, 170-180	Silver, Black
Headset	Ritchey WCS (or) WCS Threadless Dia. 1"	WCS Satin
Bottom Bracket	Ritchey SuperLogic WCS 120 mm Titanium	WCS Satin
Stem	Ritchey WCS Dia. 1", 110-150 mm 10°	WCS Satin
	Ritchey CompLite Threadless Dia. 1", 105-150 mm 5°	WCS Satin
Saddle	Ritchey Vector Pro Lite, Leather/Titanium	Black
Seatpost	Ritchey WCS (Force Directional) 27.0	WCS Satin
Seat Binder Bolt	6mm-1"	Silver
Pedals	Ritchey Logic Clipless Titanium WCS	WCS Satin
Cable Hangers	Ritchey Cliff Hanger (or) Split Hanger Dia. 1"	Silver

## EXPERT GROUP

Front Derailleur	Shimano XTR 1 1/8 Clamp Bottom Pull	Silver
Rear Derailleur	Shimano XT	Silver
Shifters	Grip Shift 8 Speed X-Ray	Black
Brake Levers	Avid	Silver
Brakes	Avid with Ritchey Pads	Silver
Chain	Sachs	Silver
Bar Ends	Ritchey Logic Expert Medium	Silver
Handlebar	Ritchey Force Lite, 4 degree	Silver
Handlebar Grips	Ritchey True Grip G.S. or True Grip Lite	Black
Crankset	Ritchey Logic Mountain 24, 36, 46, 170-180	Silver
Headset	Ritchey Comp (or) Comp Threadless Dia. 1"	Satin
Bottom Bracket	Ritchey SuperLogic Comp 120 mm	Satin
Stem	Ritchey Comp Lite Dia. 1", 105-150 mm 10°	Satin
	Ritchey Comp Lite Threadless Dia. 1", 105-150 mm 5°	Satin
Saddle	Ritchey Vector Leather/Steel	Black
Seatpost	Ritchey Expert (Force Directional) 27.0	Satin
Seat Binder Bolt	6mm-1"	Silver
Pedals	Ritchey Logic Clipless CrMo	Red
Cable Hangers	Ritchey Cliff Hanger (or) Split Hanger Dia. 1"	Silver

\*Specifications subject to change, no substitutions.

## WCS WHEELSET (ALL RITCHEY)

HUBS	Front: Ritchey Logic WCS w/Alloy Axle / Rear: Ritchey Logic w/Ti Axle
RIMS	Front: Ritchey Rock WCS / Rear: Ritchey OCR WCS
TIRES	Front: Ritchey Medalist AlfaBite 2.1 / Rear: Ritchey Medalist Omega Bite 2.1
SKEWERS	Ritchey Lightning Rod Ti XT 12-28 Cassette
SPOKES	Ritchey Double Butted 1.8/1.5 w/Alloy Nipples

## COMP WHEELSET

HUBS	Front: Shimano XT / Rear: Shimano XT
RIMS	Front: Ritchey Rock SCX Comp / Rear: Ritchey OCR Comp
TIRES	Front: Ritchey HardDrive AlfaBite S.C. 2.1 / Rear: Ritchey HardDrive OmegaBite 2.1
SKEWERS	Ritchey Lightning Rod Stainless Steel XT 12-28 Cassette
SPOKES	Ritchey Double Butted 2.0/1.7 w/Brass Nipples

## SPORT WHEELSET

HUBS	Front: Shimano LX / Rear: Shimano LX
RIMS	Front: Ritchey Rock 395 / Rear: Ritchey Rock 415
TIRES	Front: Ritchey Wire Bead AlfaBite 2.1 / Rear: Ritchey Wire Bead OmegaBite 2.1
SKEWERS	Shimano LX 12-28 Cassette
SPOKES	Ritchey 2.0 Straight Gauge w/Brass Nipples

## ROAD WHEELSET

HUBS	Front: Ritchey Road Logic / Rear: Ritchey Road Logic
RIMS	Front: Ritchey Pro Aero Road / Rear: Ritchey OCR Road
TIRES	Front: Ritchey Tom Slick K 700x24 / Rear: Ritchey Tom Slick K 700x24
SKEWERS	Ritchey Lightning Rod Stainless Steel Ultegra 12-23 Cassette
SPOKES	Ritchey Double Butted 2.0/1.7 w/Alloy Nipples

## BIKES

Soft Tail w/ Rock Shox Judy SL  
WCS Component Group  
WCS Wheelset

P-20 w/ Rock Shox Judy SL  
WCS Component Group  
WCS Wheelset

P-21 w/ Rock Shox Judy XC  
EXPERT Component Group  
Comp Wheelset

Comp w/ Rock Shox Judy XC  
EXPERT Component Group  
SPORT Wheelset

Road Logic Frame & Fork  
Ritchey Component Group/Ultegra  
Ritchey Road Wheelset

Swiss Cross Frame & Fork  
Ritchey Component Group/Ultegra  
Ritchey CROSS Wheelset



## CUSTOMIZE YOUR RIDE

- Each Ritchey bike is available as a complete bike or as a frameset.
- With frameset purchases, you can choose your own group, wheelset, and fork to suit your individual needs.
- The best value is complete bike packages but either way you go, rest easy knowing that you now own one of the finest mountain or road bikes on the planet.

## TREE FREE PAPER

The Fox River paper stock chosen for this catalog is made from bamboo, one of a number of tree-free fibers emerging as alternatives to wood-based papers. The bamboo, (or tropical grass as Fox River calls it), is purchased from farmers in Thailand who harvest their small plots every 3 to 5 years. It is pulped using a chlorine dioxide process (known as ECF), which greatly decreases the toxic by-products involved in paper making.

When looking for paper and packaging materials, Ritchey Design encourages everyone to consider the environmental alternatives. By choosing to use alternative paper, this catalog has saved approximately 28 average age (25-30 years old) White Pine Trees grown in Southern Pulpwood plantations.

Ritchey Design Inc.  
860 Hurlingame Ave  
Redwood City, CA 94063  
voice.415.368-4018  
1.800.RITCHEY  
fax.415.368.0840

Ritchey International  
Via Cantonale 2  
CH-6916 Grancia-Lugano  
Switzerland  
voice.41.91.993.2930  
fax.41.91.993.2935

[www.RitcheyLogic.com](http://www.RitcheyLogic.com)

## Frame Specifications

Soft Tail	HT	ST	TT	CS	WB	FR	BB	STANDOVER
in."								
16	71.5	74	20.4	16.8	40.5	1.8	11.5	28.7
17	71.5	74	20.7	16.8	40.5	1.8	11.5	28.7
18	71.5	74	21.1	16.8	40.5	1.8	11.5	28.7
19	71.5	74	21.6	16.8	41	1.8	11.5	29.5
20	71.5	74	22	16.8	41.5	1.8	11.6	30.5
21	71.5	74	22.4	16.9	41.9	1.8	11.6	31.5
22	71.5	74	22.8	16.8	42.2	1.8	11.6	32.2

\*19" Frame 4.3LB.

Project 20	HT	ST	TT	CS	WB	FR	BB	STANDOVER
in."								
14	70.5	75	20.8	16.8	40.5	1.8	11.3	27.5
15	70.5	75	21	16.8	40.6	1.8	11.3	28
16	71.5	74	21.4	16.8	40.9	1.8	11.3	28.5
17	71.5	74	21.8	16.8	41.2	1.8	11.3	29
18	71.5	74	22.2	16.8	41.6	1.8	11.3	29.5
19	71.5	74	22.5	16.8	41.9	1.8	11.3	30
20	71.5	74	22.8	16.9	42.2	1.8	11.4	31
21	71.5	74	23.1	16.9	42.5	1.8	11.4	31.75

\*19" Frame 3.55LB.

P-21	HT	ST	TT	CS	WB	FR	BB	STANDOVER
in."								
14	70.5	75	20.8	16.8	40.5	1.8	11.3	27.5
15	70.5	75	21	16.8	40.6	1.8	11.3	28
16	71.5	74	21.4	16.8	40.9	1.8	11.3	28.5
17	71.5	74	21.8	16.8	41.2	1.8	11.3	29
18	71.5	74	22.2	16.8	41.6	1.8	11.3	29.5
19	71.5	74	22.5	16.8	41.9	1.8	11.3	30
20	71.5	74	22.8	16.9	42.2	1.8	11.4	31
21	71.5	74	23.1	16.9	42.5	1.8	11.4	31.75

\*19" Frame 3.55LB.

Road Logic	HT	ST	TT	CS	WB	FR	BB	STANDOVER
cm								
48cm	72	75	52	41	96.5	4.3	26.8	29.1
50cm	72.5	74.5	53	41	97	4.3	26.8	29.6
52cm	73	74	54	41	98	4.3	27	30.3
54cm	73.5	73.5	55	41.5	98.5	4.3	27	31.1
56cm	73.5	73.5	56	41.5	99.5	4.3	27	31.8
58cm	73.5	73.5	57.5	41.5	101	4.3	27	32.6
60cm	74	73.5	59	41.5	102	4.4	27.2	33.3
62cm	74	73.5	60	41.5	103	4.4	27.2	34.1

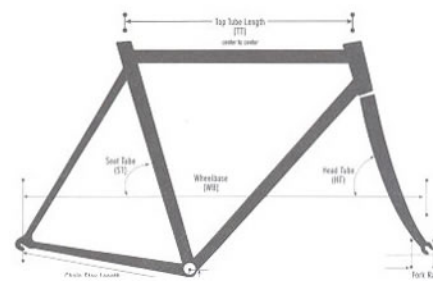
\*56cm Frame &amp; Fork 4.65LB.

Comp	HT	ST	TT	CS	WB	FR	BB	STANDOVER
in."								
14	70.5	75	20.8	16.8	40.3	1.8	11.3	27
15	70.5	75	21	16.8	40.5	1.8	11.3	27.5
16	71.5	74	21.3	16.8	40.7	1.8	11.3	28
17	71.5	74	21.6	16.8	41	1.8	11.3	28.5
18	71.5	74	22	16.8	41.3	1.8	11.3	29
19	71.5	74	22.3	16.9	41.6	1.8	11.3	29.5
20	71.5	74	22.7	16.9	42	1.8	11.3	30.5
21	71.5	74	23	16.9	42.3	1.8	11.3	31.5
22	71.5	74	23.3	16.9	42.6	1.8	11.3	32.5
23	71.5	74	23.6	16.9	42.9	1.8	11.3	33.5

Swiss Cross	HT	ST	TT	CS	WB	FR	BB	STANDOVER
cm								
52cm	72	74	54	38	100	4.4	27.9	29.7
54cm	72	73.5	55	38	101	4.4	27.9	30.5
56cm	72	73.5	56	38	102	4.4	27.9	31.3
58cm	72	73.5	57.5	38	103.5	4.4	27.9	32

\*56cm Frame &amp; Fork 4.65LB.

\*All frames have 1" Head Tubes / All frames except Road Classic have 27.0 seat tube  
All frames 1 1/8" clamp-on bottom pull Front Derailleur



Road Classic	HT	ST	TT	CS	WB	FR	BB	STANDOVER
cm								
48cm	73	75	51.5	41	95.5	4.3	26.8	29.2
50cm	73	74.5	53	41	96	4.3	26.8	29.8
52cm	73.5	73.5	54	41	96	4.3	11.3	30.5
54cm	73.5	73.5	55	41.5	97	4.3	11.3	31.3
56cm	73.5	73.5	56	41.5	98	4.3	11.4	32
58cm	73.5	73.5	57.5	41.5	99.5	4.3	11.4	32.7
60cm	74	73.5	59	41.5	100.5	4.4	11.4	33.5
62cm	74	73.5	60	41.5	101.5	4.4	11.4	34.2

\*56cm Frame &amp; Fork 4.9LB.